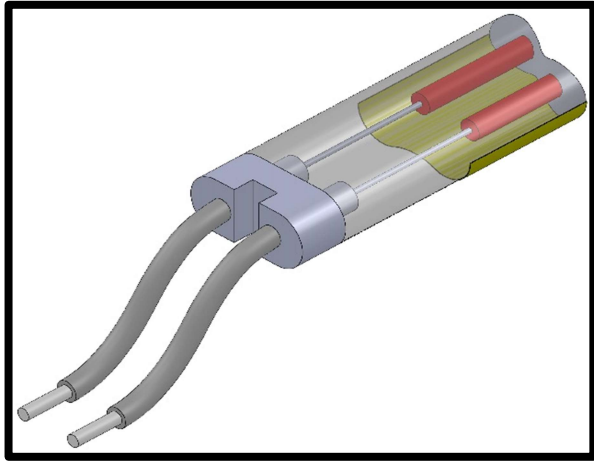




**Optron**  
**Specifications for InfraRed**  
**Medium Wave Emitter**  
**DHKG 230V 2500W 1200 S11 K - H**  
**IRM-159**

21/03/2016



**CUSTOMER AGREEMENT**

<b>Section</b>	<b>Engineering</b>	<b>Quality</b>
<b>Date</b>	21/03/2016	21/03/2016
<b>Signature</b>	NAKONEZY Olivier 	DIDIER Benoit 

### Caution

- \_ Use infrared emitter(s) with approved appliances with safety structure as well as safety devices.
- \_ Avoid over voltage situation (cause of short lifetime and fire).
- \_ Do not place an operating infrared emitter(s) close to flammable materials (cause of fire).
- \_ Ensure the power supply is disconnected before accessing the infrared emitter(s) in appliances (caused of electric shock).
- \_ Do not drop, hit, and stress infrared emitter(s) and its wire-harnesses mounted with excessive force or vibration, and do not scratch infrared emitter glasses (cause of injure, breakage and short-circuit).
- \_ In case of an infrared emitter(s) being broken, do not handle scattered glass fragments with bare hand (cause of injure).
- \_ Do not use the infrared emitter(s) which is not explosion-proof product(s) under flammable gas or organic solvent environment (cause of explosion, ignition and fire).

### Attention

- \_ Infrared emitter(s) becomes extraordinarily hot to emit strong Infrared radiations around their environment during operation. Ensure safety before the start of the operation.
- \_ Operate the infrared emitter(s) inside the nominal voltage and maximum wattage density instructed (cause of short lifetime).
- \_ Follow the infrared emitter(s) burning orientation strictly in its specifications (cause of short lifetime and fire).
- \_ Never touch infrared emitter(s) in operation or even just after being operated (cause of skin burn).
- \_ Do not use infrared emitter(s) under water, high humidity or corrosive environment (cause of short lifetime).
- \_ Do not gaze an operating infrared emitter(s) (cause of eye damage).

- \_ In order to keep the quartz tube in good condition, do not handle infrared emitter(s) tube with bare hands. Use clean cloth impregnated with ethyl alcohol to wipe spot gently, if necessary (cause of short lifetime).
- \_ Infrared emitter(s) shall be fixed and retained firmly inside appliances (cause of drop and breakage).
- \_ Do not exceed permissible temperature of the wire-harnesses mounted on infrared emitter(s).
- \_ Used infrared emitter(s) shall be disposed as an industrial waste on the user's responsibility.

### Notice

- \_ Consult when Infrared emitter(s) is to be used in vacuum environment.
- \_ Although there is some case to enable to observe a browning on the both end of infrared emitter(s) after use, this phenomena does not influence the performance of infrared emitter(s).
- \_ The approval from the customer for the specifications, cautions, attentions and notices for the infrared heater lamp shall be completed in the date of the customer's signature in the front page or the issued date of order sheet from the customer whichever

<p><b>1. Operating condition</b></p> <p>1-1. Temperature at glass tube surface: 900°C maxi</p> <p>1-2. Operating atmosphere: Under normal atmosphere pressure, without corrosive or explosive or inflammable gas.</p> <p>1-3. Gold reflector surface temperature should not exceed 450 ~ 500°C.</p> <p><b>2. Storage environment</b></p> <p>2-1. Temperature range: -20°C MIN. 70°C MAX.</p> <p>2-2. Humidity range: 10%RH MIN 90%RHMAX without condensation.</p> <p>2-3. Under normal atmosphere pressure, without corrosive gas.</p>	<p><b>3. Warrantee</b></p> <p>3-1. Warrantee period: One year after the invoiced date to the customer.</p> <p>3-2. Condition of warrantee: In case of infrared heater lamp(s) with defect (defined as none-conformity to the specifications) is returned from the customer, during the warrantee period, Dirtech will compensate with re-delivering good infrared heater lamp(s). There is no obligation if the problem happened due to miss-design of appliances including safety design, miss-usage or miss handling of the infrared heater lamp(s). In case doubts rise up to judge none-conformity to the specifications, both parties shall cooperate together to solve problems.</p>
--	--

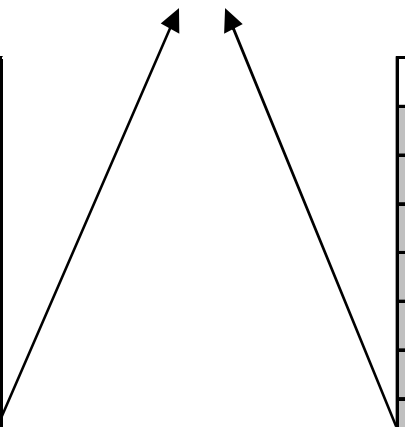
**Batch code information**

**Batch code example**

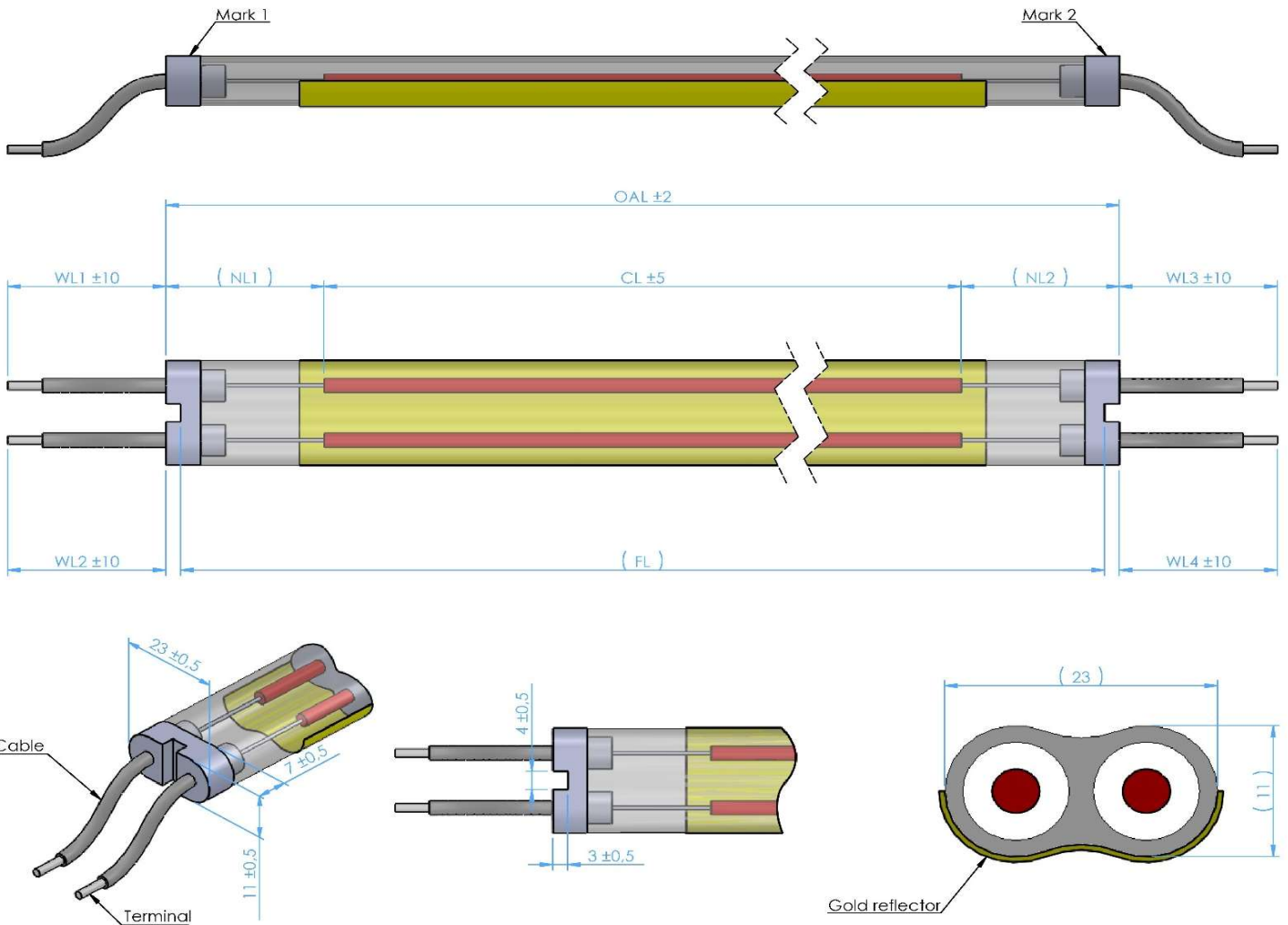
A09

Month code	
Jan	A
Feb	B
Mar	C
Apr	D
May	E
June	G
July	H
Aug	K
Sept	L
Oct	R
Nov	S
Dec	U

Year code	
2008	08
2009	09
2010	10
2011	11
2012	12
2013	13
2014	14
2015	15
2016	16
2017	17
2018	18
Etc...	



# TECHNICAL DATA



### 1° - Electrical data :

Nominal voltage	Wattage	Average life time*	Wire T°	Lighting position
230 V	2500 W ± 5%	10000 Hrs	850 °C	Horizontal ±4°

\* with AC power supply, 50 or 60 Hz, continuously at room temperature and free from vibration.

### 2° - Dimensional data :

OAL	CL	FL	NL1	NL2
1300 ± 2 mm	1200 ± 5 mm	(1294 mm)	(50 mm)	(50 mm)

### 3° - Cable data :

Cable Type	Terminal	WL 1	WL 2	WL 3	WL 4
Silicable CNVAS 1mm <sup>2</sup> 400° (grey) OMERIN or equivalent	End Stripped (7mm)	500 ± 10mm	500 ± 10mm	500 ± 10mm	500 ± 10mm

### 4° - Marking :

Mark 1	Mark 2
DHKG230V2500W 1200S11KH	DIRTECH + Lot

Emitter type
C

<b>Twin Tube Medium Wave Emitter</b>			Modif	0					
<b>DHKG 230V 2500W 1200 S11 K - H</b>			Date	21/03/2016					
Date	<b>DIRTECH®</b>	Drawing number	Comments	Original					
21/03/2016		<b>IRM-159</b>							